

A Hebrew primer

Home workbook



Jane Golub,

Joel Lurie Grishaver & Alan Rowe

based on original work by

Rabbi Yosi Gordon

Illustrated by

Jackie Urbanovic, Patrick Girouard,

Allan Eitzen,

with computer designs by

Alan Rowe

Copyright © 2000 Torah Aura Productions

Published by Torah Aura Productions

All rights reserved. No part of this publication may be reproduced or transmitted in any form or by any means graphic, electronic or mechanical, including photocopying, recording or by any information storage and retrieval system, without permission in writing from the publisher.

TORAH AURA PRODUCTIONS • 4423 FRUITLAND AVENUE, LOS ANGELES, CA 90058

(800) BE-TORAH • (800) 238-6724 • (323) 585-7312 • FAX (323) 585-0327

E-MAIL <MISRAD@TORAHAURA.COM> • VISIT THE TORAH AURA WEBSITE AT WWW.TORAHAURA.COM

MANUFACTURED IN THE UNITED STATES OF AMERICA

Lesson 1a

Find the right answers and hear the words read aloud in this lesson at www.ot.torahaura.com



Today I learned:


The letter ש "shin," which says, "SH;"

the vowel א "kamatz," which says, "AH;"

When you put them together, they say ש "SHAH."

I also learned that ש sounds just like שש. "Shah" means "shush!"




Someone spilled the ש-א soup.
Circle every ש you see in this picture.



Some of these balloons say the word we learned in class; some do not.
Draw a pin to "pop" the balloons that do not say "quiet!"



Can you name some of these words that begin with a שָׁ?



Lesson 1b

Find the right answers and hear the words read aloud in this lesson at www.ot.torahaura.com



Today I learned:

The vowel פָּ "patah," which says, "AH;"
and that when you put the ש and the פָּ together, they say שָּ "SHAH;"
I learned that ש, שָּ, שֶׁה and שֶׁה all sound the same,
and I also learned some Hebrew Shabbat words.

Circle the sounds that are the same on each line.



שֶׁה שֶׁה בָּהּ הֶשׁ שָּ .1

שֶׁה שֶׁה בָּהּ שֶׁה בָּהּ .2

שֶׁה בָּהּ שֶׁה שֶׁה בָּהּ .3

שָּ שָּ בָּהּ שֶׁה בָּהּ .4

שֶׁה שֶׁה בָּהּ שֶׁה שֶׁה .5

Printing Practice

Step 2

Step 1

e e e e

e


e






Help the


follow the "sha" sound to find



בַּה	בַּ	נְשַׁב	בַּ	בַּה	נְשַׁה	נְשַׁה
נְשַׁה	נְשַׁ	נְשַׁ	נְשַׁה	נְשַׁב	נְשַׁ	בַּ
נְשַׁה	נְשַׁב	בַּ	נְשַׁ	בַּה	נְשַׁה	נְשַׁב
נְשַׁ	נְשַׁ	בַּ	נְשַׁה	נְשַׁה	נְשַׁ	בַּה
נְשַׁב	נְשַׁה	בַּה	נְשַׁב	בַּ	בַּה	בַּ
נְשַׁה	נְשַׁ	בַּה	בַּ	נְשַׁב	בַּה	נְשַׁב




How many of these Shabbat words can you remember?



Lesson 2a

Find the right answers and hear the words read aloud in this lesson at www.ot.torahaura.com



Today I learned:

The letter ב "bet," which says "B;"

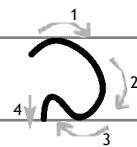
I know that בָּ, בַּ, בֵּה and בְּה all say "BAH."

I remember that שָׁ, שַׁ, שֵׁה and שְׁה all say "SHAH."

Printing Practice

Step 2

Step 1



On the line below, write





בֵּשׁ

בַּב

שָׁב

בֵּשׁ

Each of these words begin with a ב. Write a ב under each one. How many words can you name?



Circle the sounds that are the same on each line.



1. בִּנְשׁ נְשָה בְּב בִּנְשׁ נְשָב

2. נְשׁשׁ בָה בְּב נְשָה בָה

3. נְשָה בִּנְשׁ נְשָב בִּנְשׁ בְּב

4. נְשָב בִּנְשׁ נְשָב בָה בִּנְשׁ

5. נְשָה נְשָב בִּנְשׁ נְשָב



Here is an Israeli road sign.


Draw a circle around all the **ב** letters.

Draw a line under all the **ש** letters.

Be careful. When Israelis write and read Hebrew, they don't use vowels and some of the other clues we use.

Lesson 2b

Find the right answers and hear the words read aloud in this lesson at www.ot.torahaura.com



TAV

Today I:

Learned the letter ת "tav," which says "T;"
and that ת = ת.

I read my first Hebrew word שַׁבָּת Shabbat—the holiday that comes every week.



Read these words and circle those that don't say Shabbat.



שַׁבָּת שַׁבָּה שַׁבֵּת שַׁבָּת .1

שַׁשֵּׁת שַׁבָּת תַּבֵּשׁ שַׁבָּה .2

שַׁבָּת שַׁבָּה שַׁבֵּת שַׁבֵּב .3

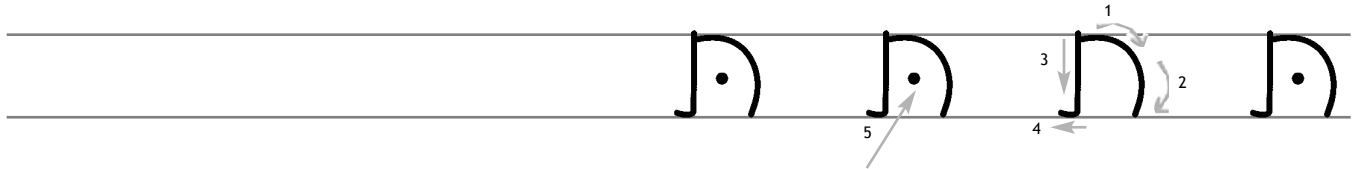
שַׁבָּת שַׁתֵּב שַׁשֵּׁת שַׁבָּת .4

Printing Practice

Step 3

Step 2



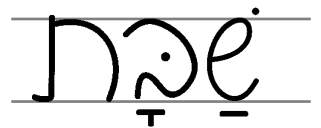
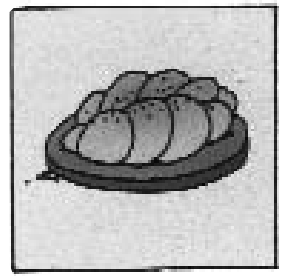



Step 1





Print some ט letters here:



Print the word שבת under things used on Shabbat:




Can you name these words that begin with a ט?



Lesson 3a

Find the right answers and hear the words read aloud in this lesson at www.ot.torahaura.com



Today I learned:

The letter ל "lamed," which says "L;"
and that לָהּ, לָהּ, לֵ, and לְ all say "LAH."

I also learned the וְ "holam" vowel. It says "oh." לוֹא and לוֹ say "LO."

Circle the "words" on each line that make a *perfect* rhyme.

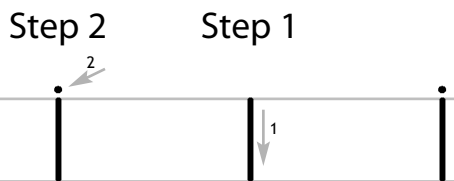
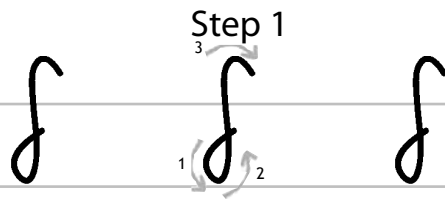
1. לֹאֵה שָׁלָה תּוֹלָת בּוֹלָה שׁוֹלָה

2. תּוֹתוֹ שׁוֹתָה לְתוֹ שְׁתוֹ בַּתּוֹ

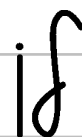
3. תּוֹבָה לוֹבָה בּוֹשָׁה בּוֹבוֹ בּוֹבָה

4. שׁוֹשׁוֹ שׁוֹתוֹ בּוֹשׁוֹ בּוֹשָׁה לוֹשׁוֹ

Printing Practice



Print some "low" combinations here:



Turn every ך into a ך and every ך into a ך.
 Be careful not to change the ך vowels.
 Write and read your new creations.

תולה

בשׁ

בת

שבת

תשבת

לא

בבא

בלה

שלל

לותה

תבת

ללוא

Can you
name these
words that
begin with
a ל?

